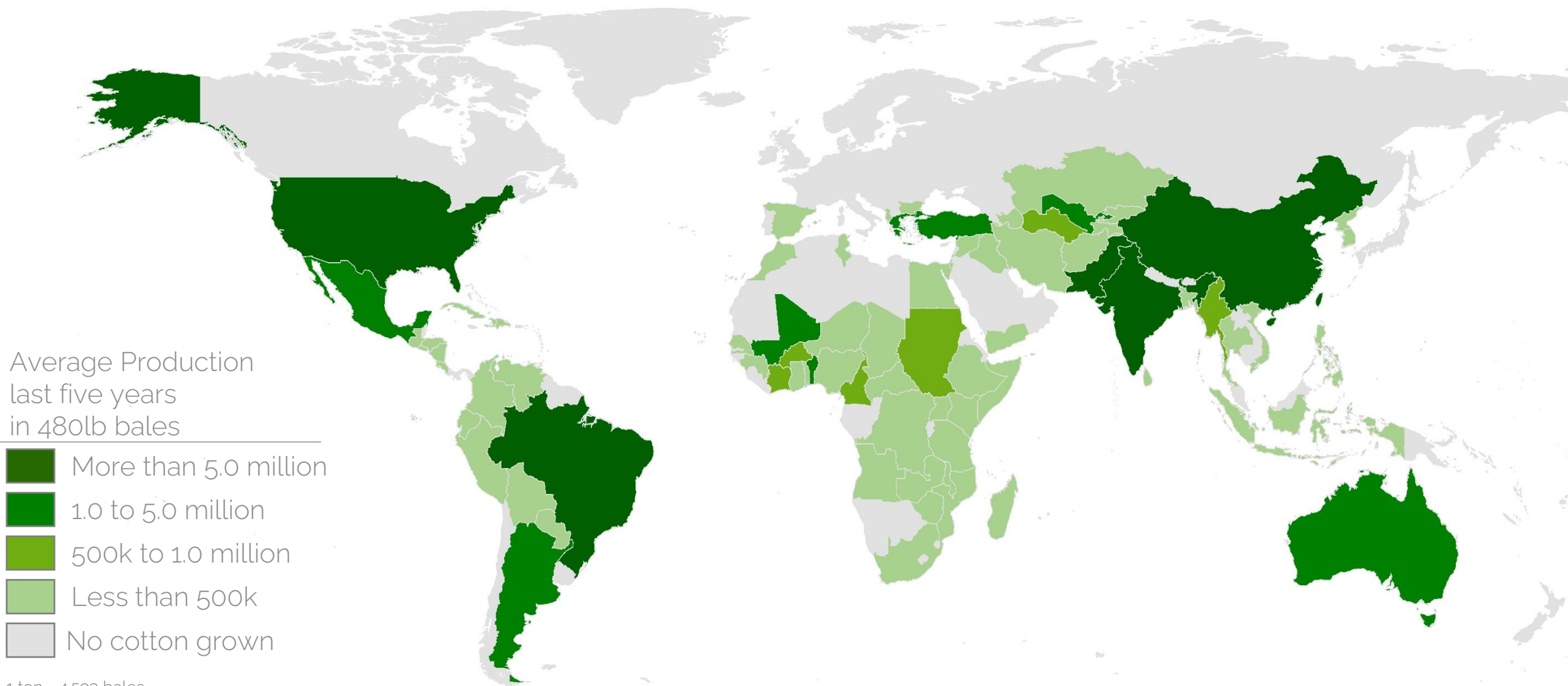




# Cotton Around the World

Production and Mill Consumption



Source: USDA – Cotton: World Markets and Trade, Averages for five crop years (2018/19-2022/23); crop years run August 1 through July 31.

Four major cotton producers in recent years

China & India alternated as the top grower over the past five years

Five-year averages (2018/19-2022/23)

China 28.5 mil bales

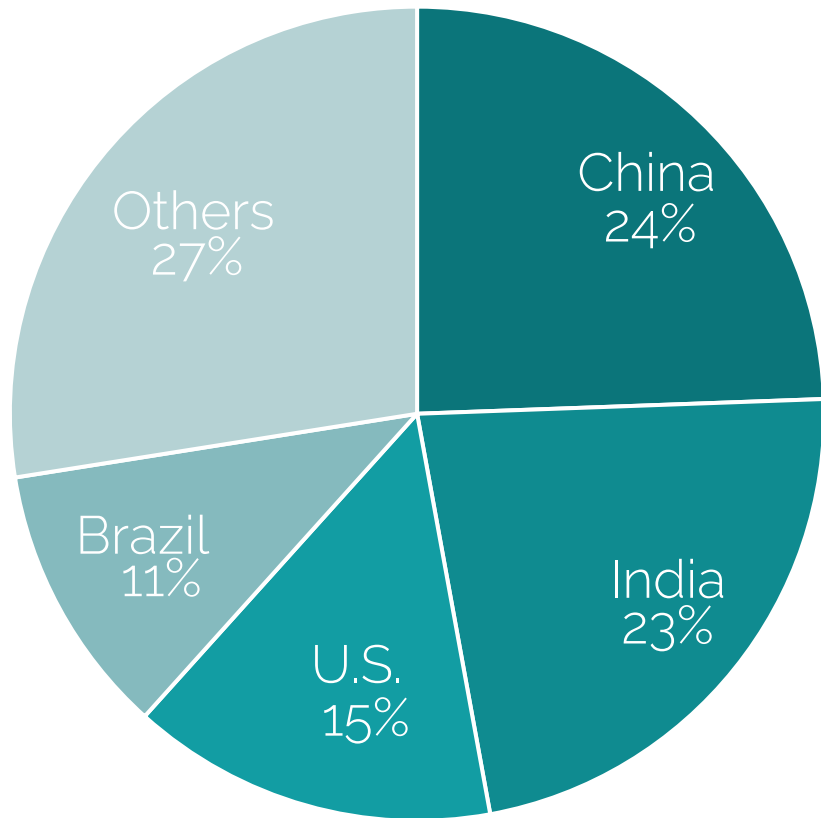
India 26.5 mil bales

U.S. 17.0 mil bales

Brazil 12.6 mil bales



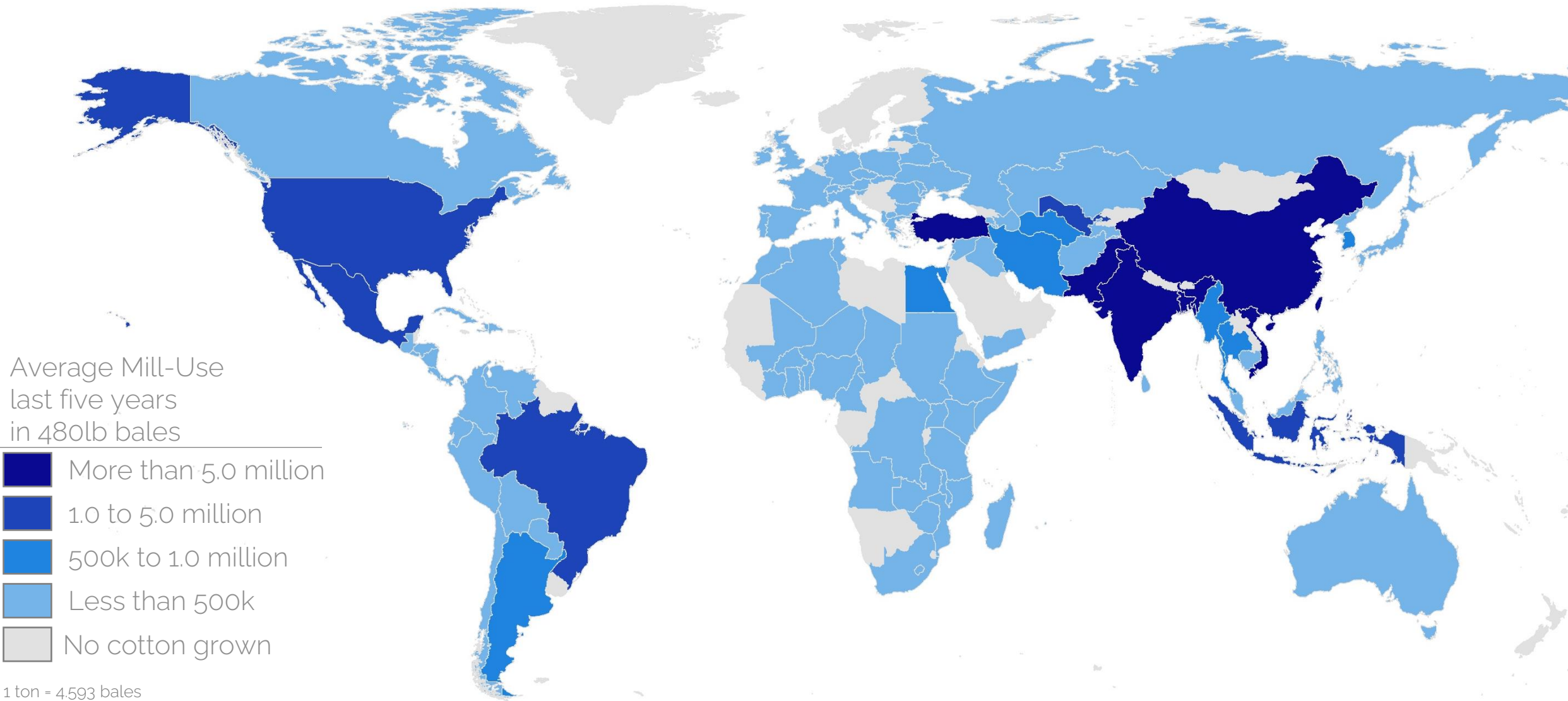
The top 4 countries account for about 75% of global production



**Cotton mill-use** or **consumption** refers to fiber spun into yarn or used in manufacturing for products such as nonwovens.

There are more than 100 countries that use cotton as a raw material in manufacturing.





Source: USDA – Cotton: World Markets and Trade.  
Averages for five crop years (2018/19-2022/23); crop years run August 1 through July 31.

## Cotton Mill Use

Four major raw cotton processors in recent years

China is the largest consumer, followed by India

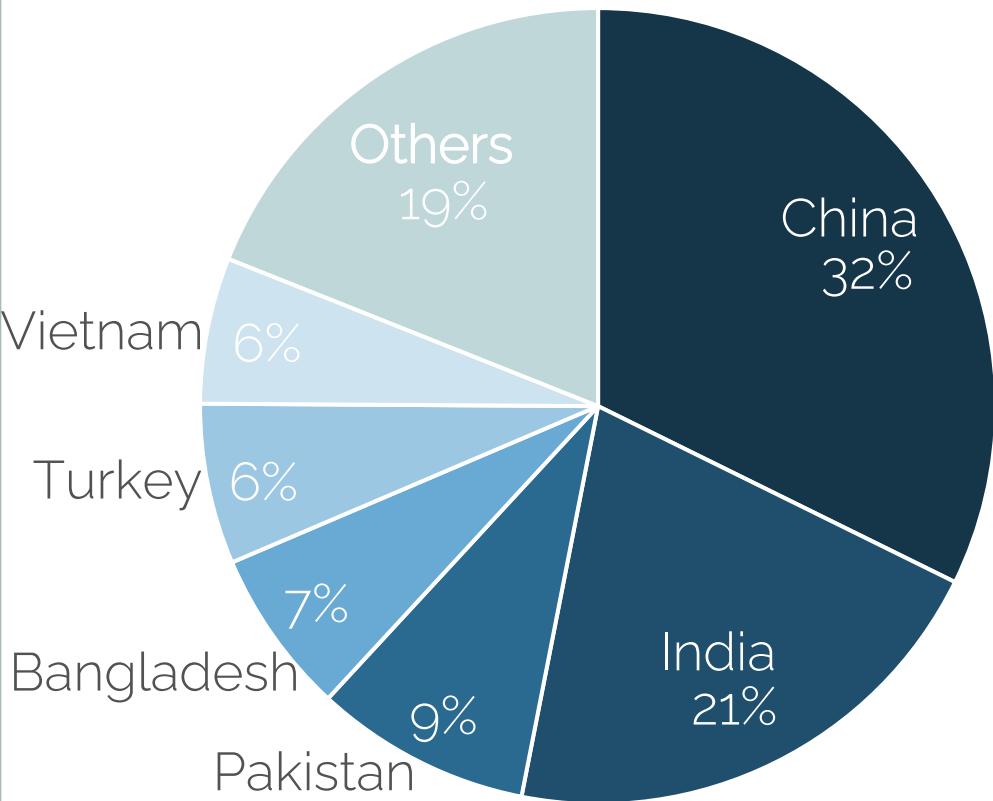
Five-year averages (2018/19-2022/23)

China	37.1 mil bales
India	23.9 mil bales
Pakistan	10.1 mil bales
Bangladesh	7.7 mil bales
Turkey	7.5 mil bales
Vietnam	6.8 mil bales



## Cotton Mill Use

These six countries account for about 80% of global mill-use







cottonworks™

**Disclaimer:** The information contained herein is derived from public and private subscriber news sources believed to be reliable; however, Cotton Incorporated cannot guarantee its accuracy or completeness.

No responsibility is assumed for the use of this information and no express or implied warranties or guarantees are made. The information contained herein should not be relied upon for the purpose of making investment decisions.

This communication is not intended to forecast or predict future prices or events.

© 2021-23 Cotton Incorporated.

All rights reserved; America's Cotton Producers and Importers